

# SKYSTREAM 3.7™

## 1.8 KW RESIDENTIAL POWER APPLIANCE

**Skystream 3.7** is a breakthrough in a new generation of RPAs (Residential Power Appliances) that will change the energy landscape of how homes and small businesses receive electricity. Skystream is the first fully integrated system that produces energy for less than the average cost of electricity in the United States and it produces usable energy in exceptionally low winds.<sup>1</sup>

Skystream is available on towers ranging from 33 feet (10.2m) to 110 feet (33.5m).<sup>2</sup> Its universal inverter will deliver power compatible with any utility grid from 110-240 VAC.<sup>3</sup> Skystream will efficiently and quietly provide 40-90% of the energy needs for a home or small business. Any extra energy is fed into the grid spinning the meter backward.<sup>4</sup>



UL Certified (US & Canada). CE Certification Pending.

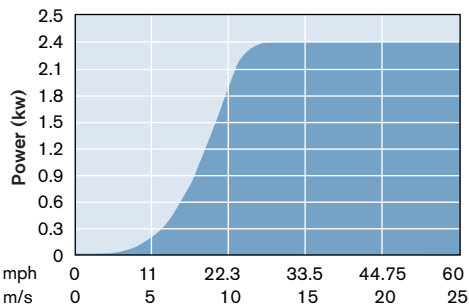
### Technical Specifications

<b>Model</b>	Skystream 3.7
<b>Rated Capacity</b>	1.8 kW rated 2.4 kW peak
<b>Weight</b>	170 lbs. / 77 kg
<b>Rotor Diameter</b>	12 feet / 3.72 meters
<b>Swept Area</b>	115.7 ft <sup>2</sup> / 10.87 m <sup>2</sup>
<b>Type</b>	Downwind rotor with stall regulation control
<b>Direction of Rotation</b>	Clockwise looking upwind
<b>Blade Material</b>	Fiberglass reinforced composite
<b>Number of Blades</b>	3
<b>Rated Speed</b>	50 - 325 rpm
<b>Tip Speed</b>	66 - 213 f/s / 9.7 - 63 m/s
<b>Alternator</b>	Slotless permanent magnet brushless
<b>Yaw Control</b>	Passive
<b>Grid Feeding</b>	Southwest Windpower inverter 120-240 VAC 50-60/Hz
<b>Braking System</b>	Electronic stall regulation w/redundant relay switch control
<b>Cut-in Wind Speed</b>	8 mph / 3.5 m/s
<b>Rated Wind Speed</b>	20 mph / 9 m/s
<b>User Control</b>	Wireless 2 way interface remote system
<b>Survival Wind Speed</b>	140 mph / 63 m/s
<b>Warranty</b>	5 Year Limited Warranty

1. Based on a 12 mph (5.4 m/s) wind and utility energy cost of \$.09/kWh
2. Taller towers are available
3. 120V will be available in the 4th quarter of 2007
4. Assuming the Skystream 3.7 is producing more energy than the load is consuming



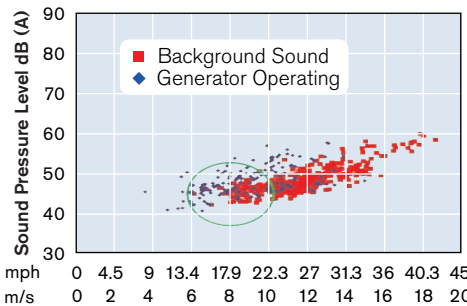
#### PERFORMANCE GRAPH



#### Standardized Wind Speed

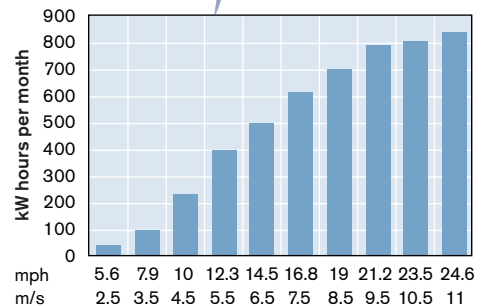
Projected data based on testing with the U.S. Department of Energy National Renewable Energy Laboratory (NREL).

#### SOUND REPORT



#### Average Annual Wind Speed

#### ENERGY CHART



#### Standardized Wind Speed